

The **SWI 280** Interconnect Assembly series incorporates low loss performance cable and precision connectors providing for a good interconnect cable. These cables are ideal for in-box or in-cabinet applications to 18 GHz. These assemblies feature low loss double shielded cable with a FEP Teflon® jacket. The double shielded construction of these cables gives outstanding shielding effectiveness of greater than -85 dB @ 18 GHz. The assemblies feature precision stainless steel connectors designed to meet MIL-C-39012, MIL-STD-348a and are available in straight male, bulkhead female, and right angle male styles. These cable assemblies feature both low loss, excellent VSWR, and are excellent to increase the performance of any system.

FEATURES

- Precision stainless steel connectors
- FEP outer jacket
- Double shielded for greater than -85 dB leakage at 18 GHz
- Low loss PTFE tape dielectric

CONNECTORS

- N, TNC
- Straight male, right angle male, bulkhead female

CABLE SIZE

- .280 inches, nominal outer diameter

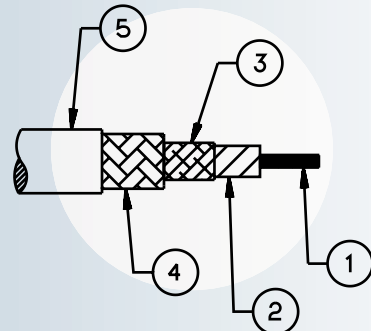
APPLICATIONS

- General purpose, low loss interconnections
- High temperature (+200°C) environments (-65°C) low



Teflon is a registered trademark of the DuPont Corporation

Cable Construction



1. Center conductor: Silver plated copper *
 2. Dielectric: Microporous PTFE
 3. Outer conductor: Silver plated copper flat braid*
 4. Braid: Silver plated copper round braid *
 5. Jacket options: Extruded FEP
- * Silver plating per ASTM-B-298

MID PERFORMANCE INTERCONNECT CABLE ASSEMBLY

SWI-280 Group

Frequency Range: DC-18 GHz

ELECTRICALS

Velocity of Propagation %		76.5
RF Leakage Min. @ 18GHz dB/ft		-85
Impedance	Nominal	50
Capacitance	pF/ft (pF/m)	27 (88.58)
Delay	ns/ft (ns/m)	1.34 (4.40)
Breakdown Voltage	KV	>13

MECHANICAL/ENVIRONMENTAL

Nominal Diameter	inches (cm)	.280 (.711)
Minimum Bend Radius	inches (cm)	1.5 (3.81)
Temperature	DEG. C	-65/+200
Weight	lb/ft (kg/m)	.09 (.13)

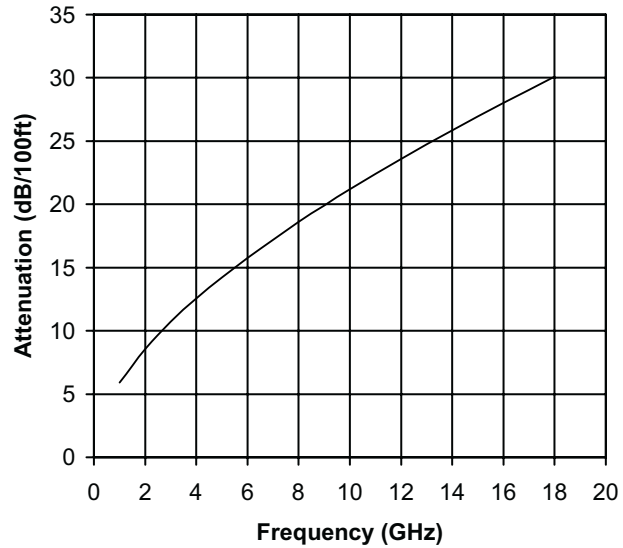
MATERIALS AND FINISHES CONNECTORS

SMA Body	Stainless steel
SMA Nut	Stainless steel
Gasket	Silicon Rubber
Contact	BeCu / Gold plated
Insulator	PTFE

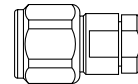
MATERIALS AND FINISHES CABLE

Cable Jacket	FEP
Outer Shield	Silver Copper
Inter Conductor	Silver Copper
Dielectric	Micro-porous PTFE
Center Conductor	Silver Copper

SW280 CABLE
ATTENUATION vs FREQUENCY

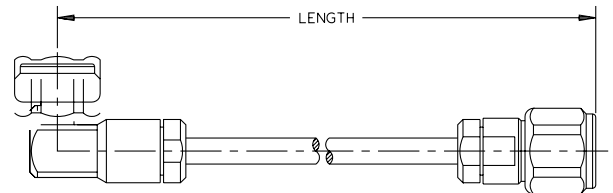
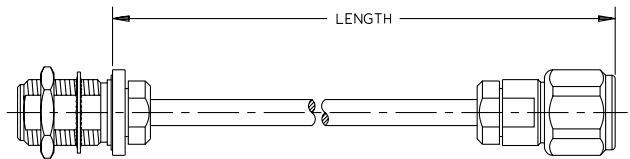
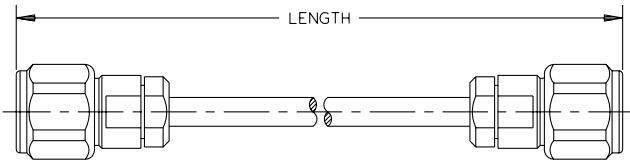


CONNECTOR CODES



CONNECTOR STYLE	MALE		FEMALE
	STR	RA	BULKHD
N TYPE	51	52	54
TNC	61	62	64

HOW TO MEASURE LENGTH



HOW TO SPECIFY PART NUMBER



SW 2 8 0
CABLE



FOR EXAMPLE:

N TYPE STRAIGHT MALE TO TNC STRAIGHT MALE, 72 INCHES LONG.
NOTE: USE LEADING ZEROS WHEN SPECIFYING LENGTH.

PART NUMBER IS: 51 61 SW 280 072

CONTACT FACTORY FOR LENGTH REQUIREMENTS: customer.service@semflex.com

SWI-280 GROUP CONNECTORS

