

The **SWI 110** Interconnect Assembly series incorporates low loss performance cable and precision connectors providing for a good interconnect cable. These cables are ideal for in-box or in-cabinet applications to 18 GHz. These assemblies feature low loss double shielded cable with a FEP Teflon® jacket. The double shielded construction of these cables gives outstanding shielding effectiveness of greater than -85dB @ 18 GHz. The assemblies feature precision connectors designed to meet MIL-C-39012, MIL-STD-348a or all applicable industry specs, and are available in straight male, bulkhead, female, and right angle male styles. These cable assemblies feature low loss, excellent VSWR, and are excellent to increase the performance of any system.

FEATURES

- Precision connectors
- FEP outer jacket
- Double shielded for -85 dB leakage at 18 GHz
- Low loss PTFE tape dielectric

CONNECTORS


- SMA, MCX
- Straight male, right angle male; bulkhead female

CABLE SIZE

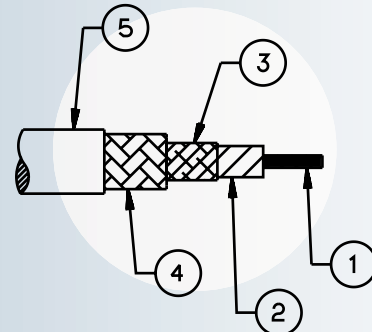
.115 inches, nominal outer diameter; 6 inches, 12 inches, 18 inches, 24 inches, 30 inches, 36 inches standard length

APPLICATIONS

- General purpose, low loss interconnections
- High temperature (+200°C) environments (-65°C) low temperature



Cable Construction



1. Center conductor: Silver plated copper *
 2. Dielectric: Microporous PTFE tape
 3. Outer conductor: Silver plated copper flat braid*
 4. Braid: Silver plated copper round braid *
 5. Jacket options: Extruded FEP
- * Silver plating per ASTM-B-298

Teflon is a registered trademark of the DuPont Corporation

ELECTRICALS

Velocity of Propagation %		76
RF Leakage Min. @ 18 GHz dB/ft		-85
Impedance	Nominal	50
Capacitance	pF/ft (pF/m)	27 (88.58)
Delay	ns/ft (ns/m)	1.34 (4.40)
Breakdown Voltage	KV	>5

MECHANICAL/ENVIRONMENTAL

Nominal Diameter	inches (cm)	.115 (.300)
Minimum Bend Radius	inches (cm)	.5 (1.27)
Temperature	DEG. C	-65/+200
Weight	lb/ft (kg/m)	.02 (.03)

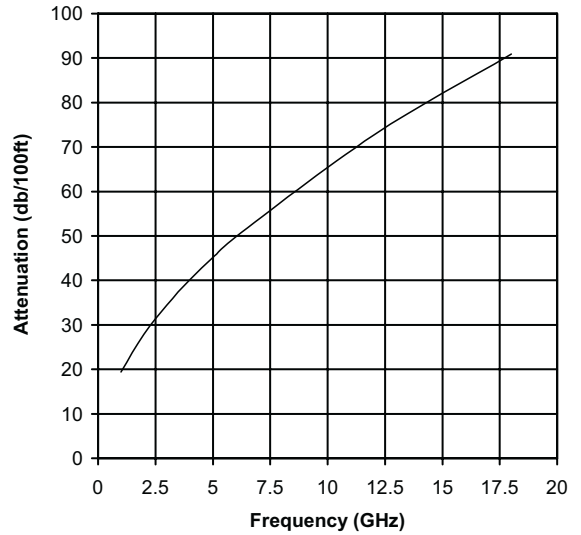
MATERIALS AND FINISHES CONNECTORS

SMA Body	Stainless steel
SMA Nut	Stainless steel
Gasket	Silicon Rubber
Contact	BeCu / Gold plated
Insulator	PTFE

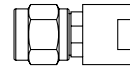
MATERIALS AND FINISHES CABLE

Cable Jacket	FEP
Outer Shield	Silver Copper
Inter Conductor	Silver Copper
Dielectric	Micro-porous PTFE
Center Conductor	Silver Copper

SW110 CABLE
ATTENUATION vs FREQUENCY

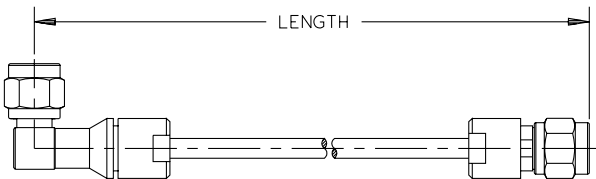
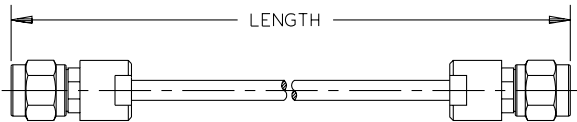


CONNECTOR CODES

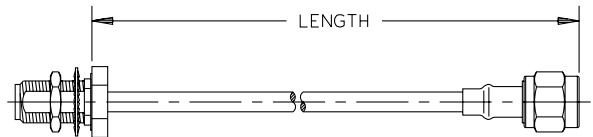


CONNECTOR STYLE	MALE		FEMALE
	STR	RA	BULKHD
SMA	21	22	24
MCX	81	82	

HOW TO MEASURE LENGTH



Standard Lengths of
6 inches, 12 inches, 18 inches, 24 inches,
30 inches, 36 inches



HOW TO SPECIFY PART NUMBER

□ □
CONNECTOR ONE

□ □
CONNECTOR TWO

SW 1 1 0
CABLE

□ □ □
STANDARD LENGTH (INCHES)

FOR EXAMPLE:

SMA STRAIGHT MALE TO SMA STRAIGHT MALE, 36 INCHES LONG.
NOTE: USE LEADING ZEROS WHEN SPECIFYING LENGTH.

PART NUMBER IS: 21 21 SW 110 036

FOR OTHER CONFIGURATION AND LENGTHS CONTACT SEMFLEX: customer.service@semflex.com

SWI-110 GROUP CONNECTORS

